

# Just Once

Name: \_\_\_\_\_ Date: \_\_\_\_\_

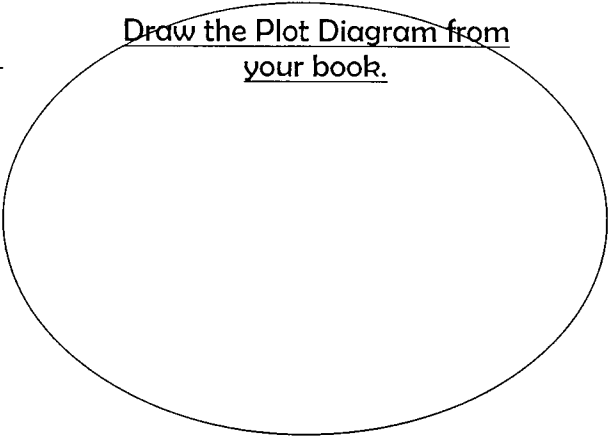
Period: \_\_\_\_\_

Draw the Plot Diagram from  
your book.


## Vocabulary Words:

Setting                      Plot  
Character (s)  
Complications              Climax


## Define Plot:




## Define Setting:



Draw a Picture of the Setting




Setting of the story:



## Define Character (s):




Draw a Picture of Main Character




Describe the main character:




## Define Complication:




Draw a picture of the Problem




Describe the Complication of the story:




## Define Climax:




Draw a picture of the Climax



Describe the climax of the story:



Write a few complete sentences telling about your favorite part of the story Just Once.



Name \_\_\_\_\_

Date \_\_\_\_\_

## Autobiopoem

Assignment# \_\_\_\_\_

**Follow the instructions and you will see that you are a poet!**

Line 1: Write your first name \_\_\_\_\_

Line 2: Write four adjectives that describe you

\_\_\_\_\_, \_\_\_\_\_, \_\_\_\_\_, \_\_\_\_\_

Line 3: Son or Daughter of \_\_\_\_\_

Line 4: Likes \_\_\_\_\_, \_\_\_\_\_, \_\_\_\_\_  
(people, things or ideas)

Line 5: Who feels \_\_\_\_\_, \_\_\_\_\_, and \_\_\_\_\_  
(three words that describe you)

Line 6: Who finds happiness in \_\_\_\_\_, \_\_\_\_\_, and \_\_\_\_\_  
(three things that make you happy)

Line 7: Who needs \_\_\_\_\_, \_\_\_\_\_, and \_\_\_\_\_  
(three things)

Line 8: Who gives \_\_\_\_\_, \_\_\_\_\_, and \_\_\_\_\_  
(three things)

Line 9: Who is afraid of \_\_\_\_\_, \_\_\_\_\_, and \_\_\_\_\_

Line 10: Who would like to \_\_\_\_\_, \_\_\_\_\_, and \_\_\_\_\_

Line 11: Who enjoys \_\_\_\_\_, \_\_\_\_\_, and \_\_\_\_\_

Line 12: Who likes to wear \_\_\_\_\_, \_\_\_\_\_, and \_\_\_\_\_

Line 13: Resident of \_\_\_\_\_, \_\_\_\_\_, \_\_\_\_\_  
(street) (city) (state)

Line 14: Write your last name \_\_\_\_\_

### Final Draft Requirements

- Your typed poem should fit on one page
- A picture of you must appear in the top right hand corner of your paper (you must do this on the computer with a digital picture or use an actual photo that you glue on)
- Your paper should be bordered with pictures, drawings, magazine cut outs or memorabilia that represents you
- Make sure you have not repeated any thoughts or ideas in your poem
- Use interesting adjectives and check your spelling carefully!!

Name \_\_\_\_\_

Date \_\_\_\_\_

### VOCABULARY - Week 1

**I. Notate the correct part of speech for each vocabulary word, and match each word with its definition.**

Part of Speech:

Matching:

- |          |          |       |                        |
|----------|----------|-------|------------------------|
| 1. _____ | quest    | _____ | A. solemn, serious     |
| 2. _____ | via      | _____ | B. avoid               |
| 3. _____ | randomly | _____ | C. to ban or stop      |
| 4. _____ | sober    | _____ | D. by way of           |
| 5. _____ | prohibit | _____ | E. cruel               |
| 6. _____ | shirk    | _____ | F. a search            |
| 7. _____ | ruthless | _____ | G. no particular order |

**II. Fill in the correct vocabulary word for each sentence. Remember to use context clues.**

- I go to gymnastics \_\_\_\_\_ Highway 44 and then Airport Road.
- That lazy girl always tried to \_\_\_\_\_ her duties.
- In the early 1900's, the Constitution \_\_\_\_\_ the sale and use of all alcohol.
- The undefeated volleyball team was \_\_\_\_\_ when they played the inexperienced team that hadn't won a game all year.
- Our final vocabulary test will be 100 words chosen \_\_\_\_\_.
- King Arthur went on a \_\_\_\_\_ for the Holy Grail during Medieval Times.
- The terrible news caused me to be very \_\_\_\_\_.

**III. Use each new vocabulary word in a complete sentence that shows that you understand the meaning of the word.**

1. \_\_\_\_\_  
\_\_\_\_\_

2. \_\_\_\_\_  
\_\_\_\_\_

3. \_\_\_\_\_  
\_\_\_\_\_

4. \_\_\_\_\_  
\_\_\_\_\_

5. \_\_\_\_\_  
\_\_\_\_\_

6. \_\_\_\_\_  
\_\_\_\_\_

7. \_\_\_\_\_  
\_\_\_\_\_

# Lesson 1: Short Vowels

## Assignment # \_\_\_\_\_

### Spelling Words

1. sack
2. admit
3. rapid
4. glance
5. contact
6. contract
7. advance
8. depth
9. comment
10. summit
11. sketch
12. nonsense  
splendid
14. ethnic
15. liquid
16. impulse

### Your Own Words

Look for other words with short vowel sounds to add to the lists. You may notice an *exit* sign on a highway *ramp* to the airport. You might find *lodge* or *unpack* in a story about a vacation.

17. \_\_\_\_\_
18. \_\_\_\_\_
19. \_\_\_\_\_
20. \_\_\_\_\_

Each Spelling Word has one or two short vowel sounds. Look at the words to see how each short vowel sound is spelled.

Sort the Spelling Words into two groups. First, write the words that have one vowel sound. Then, write the words that have two vowel sounds.

### ONE VOWEL SOUND

muff

---



---

### TWO VOWEL SOUNDS

mitten

---



---



---



---



---



---

A short vowel sound is usually spelled with one vowel letter.

- The letter *a* spells the short *a* sound in *pan*.
- The letter *e* spells the short *e* sound in *pet*.
- The letter *i* spells the short *i* sound in *pin*.
- The letter *o* spells the short *o* sound in *pot*.
- The letter *u* spells the short *u* sound in *pun*.

# Lesson 1: Short Vowels *(continued)*

**SPELLING CLUES: Listening to Short Vowels** When you are unsure how to spell a word, say the word to yourself. Think about the short vowel sounds. Be sure you have used the correct vowel letter to spell each short vowel sound.

Say each word to yourself. Listen to the vowel sounds. Write the correct spelling of each word.

1. contract    contrect
2. comment    commint
3. liqued    liquid
4. nonsense    nonsinse
5. seck    sack
6. ethnic    ethnec

**PROOFREADING** 7–12. Proofread these road signs. Circle the misspelled words. Then write the words correctly.

7. One mile to the summet
8. Ahead—splended view
9. Unsafe for rapped driving
10. Call 555-0123 to contect road service
11. Flooded road—addvance with care
12. Soto Canyon—debth 2112 feet

**FUN WITH WORDS** Write Spelling Words to replace 13–16.



1. \_\_\_\_\_

2. \_\_\_\_\_

3. \_\_\_\_\_

4. \_\_\_\_\_

5. \_\_\_\_\_

6. \_\_\_\_\_

7. \_\_\_\_\_

8. \_\_\_\_\_

9. \_\_\_\_\_

10. \_\_\_\_\_

11. \_\_\_\_\_

12. \_\_\_\_\_

13. \_\_\_\_\_

14. \_\_\_\_\_

15. \_\_\_\_\_

16. \_\_\_\_\_